



SSB SBL 135-12HR (12V 3381W)

Specification

Nominal Voltage	12V	
Nominal Power (Watt / 20°C / 10.0 V/Battery)	5 min	4240,9 W / 12V-Battery
	10 min	3381 W / 12V-Battery
	15 min	2729,6 W / 12V-Battery
Nominal Power (Watt / 20°C / 1.67 V/C)	5 min	706,8 W / 1.67 V/C
	10 min	563,5 W / 1.67 V/C
	15 min	454,9 W / 1.67 V/C
Nominal Capacity (10hr / 20°C / 10.0 V/Battery)	119,8 Ah	
Internal Resistance	Fully Charged battery 68°F(20°C)	≤4.0 mOhms
Self-Discharge	3% of capacity declined per month at 20°C (average)	
	SSB series batteries may be stored for up to 6 months at 68°F(20°C) and then a freshening charge is required. For higher temperatures the time interval will be shorter.	
Dimension	Length (mm / inch)	407 / 16.0
	Width (mm / inch)	177 / 6.97
	Height (mm / inch)	225 / 8.86
	Total Height (mm / inch)	225 / 8.86
Approx. Weight (Kg / lbs)	38.0 / 83.8	
Operating Temperature Range (temporarily – see our manual)	Discharge	-20~60°C
	Charge	-0~50°C
	Storage	-20~60°C
Max. Discharge Current 68°F(20°C)	1200A(5s)	
Short Circuit Current	3000A	
Charge Methods: Constant Voltage Charge 68°F(20°C)	Cycle use	2.30-2.35VPC
	Maximum charging current	36 A
	Temperature compensation	-3mV/°C
	Standby use	2.23-2.275VPC
	Temperature compensation	-4mV/°C
Life expectancy	10~12 years at 20°C with charge voltage 2.25V/cell	

*All specifications are approximate values



Applications

- ◆ Absorbent Glass Mat (AGM) technology for efficient gas recombination of up to 99% and freedom from electrolyte maintenance or water adding.
- ◆ Not restricted for air transport-complies with IATA/ICAO Special Provision A67.
- ◆ UL-recognized component.
- ◆ Can be mounted in any orientation.
- ◆ Computer designed lead, calcium tin alloy grid for high power density.
- ◆ Long service life, float or cyclic applications.
- ◆ Maintenance-free operation.
- ◆ Low self discharge.
- ◆ Case and cover available in both standard and flame retardant ABS.



Conform to:

IEC60896-21&22 and/or IEC61427

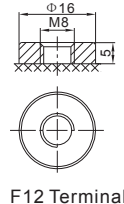
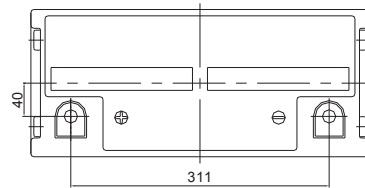
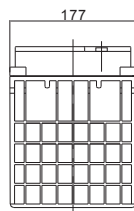
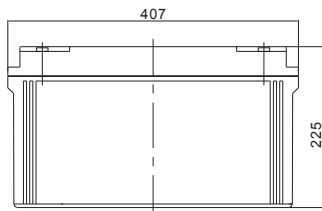
Discharge Constant Current (Amperes at 68°F20°C)

F.V/Time	5min	8min	10min	15min	20min	30min	60min	90min	2h	3h	4h	5h	8h	10h	20h
9.60V	424,20	363,26	326,72	259,54	208,49	152,82	87,86	65,07	42,282	31,048	25,217	21,288	14,224	12,096	6,204
10.0V	392,52	340,77	306,56	246,02	194,48	145,69	83,73	61,95	41,663	30,635	24,905	21,043	14,081	11,982	6,155
10.2V	376,20	328,78	295,47	238,44	187,06	141,56	81,32	60,09	40,840	30,085	24,488	20,715	13,890	11,829	6,088
10.5V	355,32	312,34	277,45	227,26	181,94	137,57	79,99	58,74	39,751	29,356	23,934	20,280	13,635	11,625	6,000
10.8V	334,20	295,90	259,31	215,89	176,55	133,36	78,41	57,32	38,320	28,396	23,204	19,704	13,298	11,355	5,882
11.1V	311,88	278,22	240,41	203,59	170,39	128,43	76,53	55,60	36,458	27,142	22,248	18,950	12,853	10,998	5,727

Discharge Constant Current (Watts at 68°F20°C)

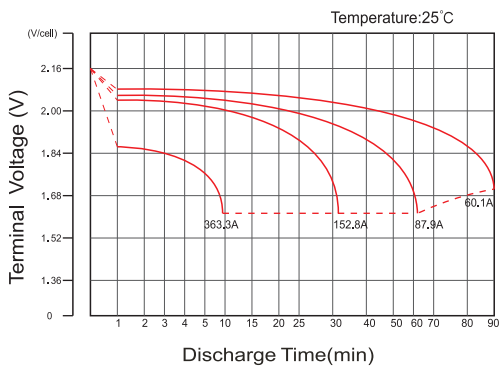
F.V/Time	5min	8min	10min	15min	20min	30min	60min	90min	2h	3h	4h	5h	8h	10h	20h
9.60V	4539,2	3944,0	3568,7	2851,9	2299,2	1689,1	974,9	724,8	488,04	361,14	294,83	249,90	169,18	144,81	74,39
10.0V	4240,9	3735,6	3381,0	2729,6	2165,6	1625,9	938,2	696,8	484,40	358,53	292,72	248,29	167,99	143,74	73,94
10.2V	4113,1	3647,4	3297,3	2676,8	2107,6	1598,4	922,0	683,8	476,30	352,97	288,46	244,93	165,93	142,00	73,21
10.5V	3933,6	3509,3	3135,3	2583,6	2075,9	1573,0	918,3	677,0	465,75	345,88	283,02	240,61	163,20	139,72	72,23
10.8V	3753,0	3372,3	2973,2	2489,7	2043,5	1546,9	913,1	670,1	451,25	335,89	275,36	234,61	159,53	136,63	70,90
11.1V	3573,5	3235,4	2811,9	2395,9	2012,4	1520,2	909,5	663,3	431,65	322,49	265,01	226,38	154,55	132,55	69,12

Dimensions

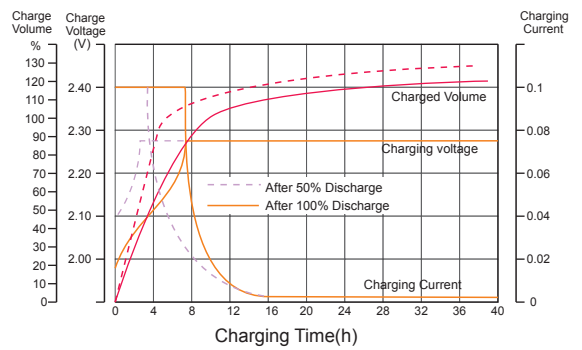


F12 Terminal

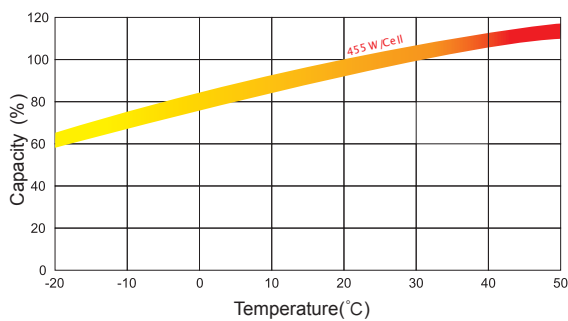
Discharge Characteristics



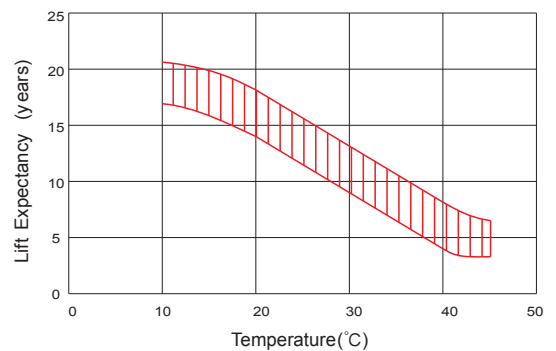
Float Charging Characteristics



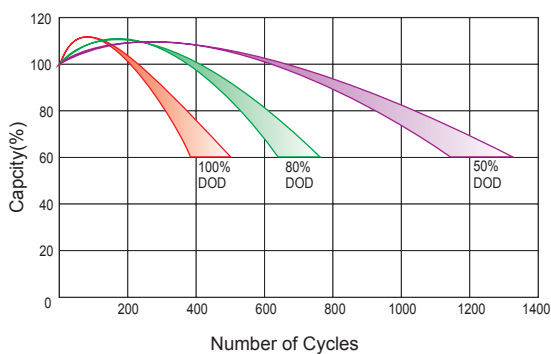
Temperature Effects in Relation to Battery Capacity



Effect of Temperature on Long Term Float Life



Cycle Life in Relation to Depth of Discharge



Self Discharge Characteristics

