



SSB SBLFT 110-12i (12V 110AH)



Specification

Nominal Voltage	12V	
Nominal Capacity (20hr@20°C@1.70 V/C)	110Ah	
	20 hour rate	116.4Ah
	10 hour rate	110.0Ah
	5 hour rate	94.5Ah
	3 hour rate	81.9Ah
Internal Resistance	Fully Charged battery 68°F(20°C) ≤4.8 mOhms	
Self-Discharge	3% of capacity declined per month at 20°C (average)	
	SSB series batteries may be stored for up to 6 months at 68°F(20°C) and then a freshening charge is required. For higher temperatures the time interval will be shorter.	
Dimension	Length (mm / inch)	410 / 16.1
	Width (mm / inch)	110 / 4.33
	Height (mm / inch)	286 / 11.3
	Total Height (mm / inch)	286 / 11.3
Approx. Weight (Kg / lbs)	31.2 / 68.8	
Operating Temperature Range (temporarily – see our manual)	Discharge : -20~60°C	
	Charge : 0~50°C	
	Storage : -20~60°C	
Max. Discharge Current 68°F(20°C)	1100A(5s)	
Short Circuit Current		
Charge Methods: Constant Voltage Charge 68°F(20°C)	Cycle use	2.30-2.35VPC
	Maximum charging current	33A
	Temperature compensation	-3mV/°C
	Standby use	2.23-2.275VPC
	Temperature compensation	-4mV/°C
Life expectancy	12 years at 20°C with charge voltage 2.25V/cell	

Applications

- ◆ Absorbent Glass Mat (AGM) technology for efficient gas recombination of up to 99% and freedom from electrolyte maintenance or water adding.
- ◆ Not restricted for air transport-complies with IATA/ICAO Special Provision A67.
- ◆ UL-recognized component.
- ◆ Can be mounted in any orientation.
- ◆ Computer designed lead, calcium tin alloy grid for high power density.
- ◆ Long service life, float or cyclic applications.
- ◆ Maintenance-free operation.
- ◆ Low self discharge.
- ◆ Case and cover available in both standard and flame retardant ABS.



Conform to:
IEC60896-21&22 and/or IEC61427

Discharge Constant Current (Amperes at 68°F20°C)

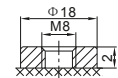
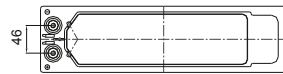
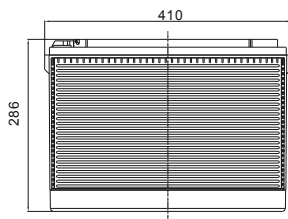
End Point Volts/Cell	15min	30min	1h	2h	3h	5h	8h	10h	20h
1.60V	192.1	114.3	67.0	40.2	28.9	19.8	13.5	11.7	6.01
1.65V	187.1	111.7	65.8	39.6	28.5	19.6	13.4	11.6	5.97
1.70V	180.5	108.4	64.2	38.8	28.0	19.3	13.2	11.5	5.90
1.75V	171.8	104.1	62.0	37.8	27.3	18.9	13.0	11.3	5.82
1.80V	160.8	98.5	59.2	36.4	26.4	18.3	12.6	11.0	5.70
1.85V	146.8	91.3	55.5	34.6	25.3	17.6	12.2	10.6	5.55

Discharge Constant Current (Watts at 68°F20°C)

End Point Volts/Cell	15min	30min	1h	2h	3h	5h	8h	10h	10h
1.60V	341	211	127	77.3	56.0	38.8	26.8	23.4	12.0
1.65V	339	209	126	76.7	55.6	38.5	26.6	23.2	11.9
1.70V	330	204	123	75.4	54.8	38.0	26.3	22.9	11.8
1.75V	319	198	120	73.7	53.7	37.3	25.8	22.5	11.7
1.80V	302	189	115	71.4	52.1	36.4	25.3	22.1	11.5
1.85V	280	177	109	68.3	50.0	35.1	24.5	21.4	11.2

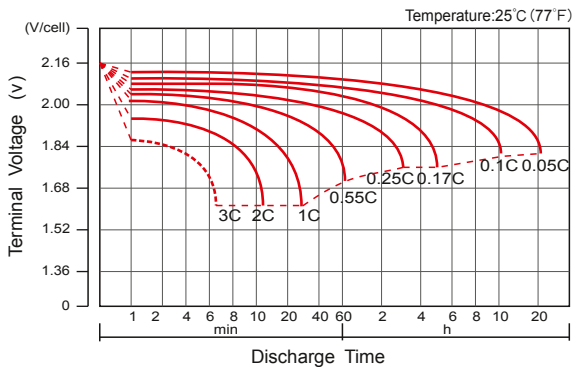


Dimensions

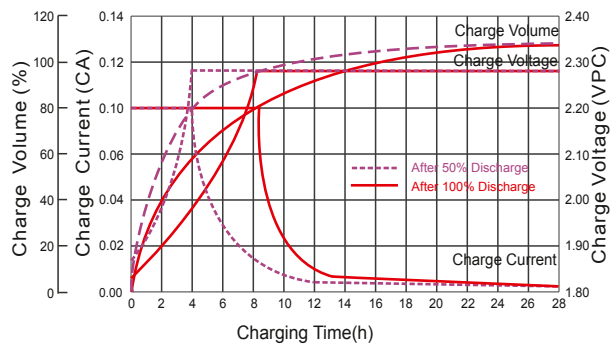


F9 Terminal

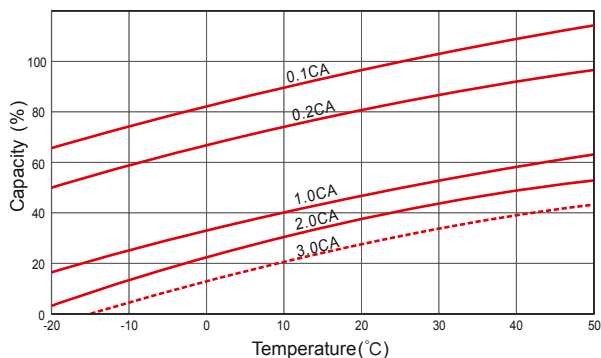
Discharge Characteristics



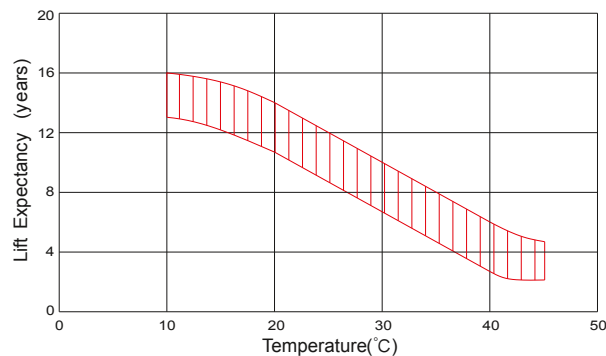
Float Charging Characteristics



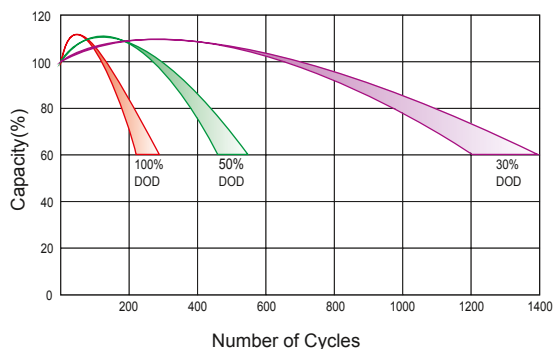
Temperature Effects in Relation to Battery Capacity



Effect of Temperature on Long Term Float Life



Cycle Life in Relation to Depth of Discharge



Self Discharge Characteristics

